

EXAIR®

MANUFACTURING INTELLIGENT COMPRESSED AIR® PRODUCTS SINCE 1983



COAT



CONSERVE



COOL



CONVEY



CLEAN



2013 **Green** Manufacturer
Product Innovation Award



GOLDEN
MOUSETRAP
AWARDS
2013 FINALIST

2013
Plant Engineering
PRODUCT
of the YEAR
Gold Award

**1" Flat Super
Air Nozzle**

27
CATALOG



YOU REQUESTED THIS CATALOG AND PRICE LIST.
PLEASE SEE MAILING LABEL ON BACK COVER.

Terms and Conditions 2

EXAIR Optimization 3

- Electronic Flow Control 4
- Digital Sound Level Meter 6
- Ultrasonic Leak Detector 7
- Digital Flowmeter 9

Air Knives 11

- Super Air Knife 11
- PVDF Super Air Knife 17
- Universal Air Knife Mounting System 20
- NEW** Long Super Air Knife 22
- Standard Air Knife 24
- Full-Flow Air Knife 27

Air Wipes 29

- Super Air Wipes 29
- Standard Air Wipes 33

Air Amplifiers 35

- Super Air Amplifiers 37
- Adjustable Air Amplifiers 41

Air Nozzles and Jets 43

- Air Nozzles 43
- Super Air Nozzles 46
- Air Jets 50
- High Force Air Nozzles 52
- NEW** Large Super Air Nozzles 53
- Super Air Nozzle Clusters 56
- Stay Set Hoses 56

Atomizing Nozzles 59

- Internal Mix Narrow Angle Round Atomizing Nozzles 60
- Internal Mix Wide Angle Round 61
- Internal Mix Flat Fan Atomizing Nozzles 62
- NEW** Internal Mix Deflected Flat Fan Atomizing Nozzles 63
- NEW** Internal Mix 360° Hollow Circular Atomizing Nozzles 63
- External Mix Round Atomizing Nozzles 64
- External Mix Narrow Angle Flat Fan 65
- External Mix Wide Angle Flat Fan Nozzles 66
- Siphon Fed Round Atomizing Nozzles 67
- Siphon Fed Flat Fan Atomizing Nozzles 68
- No Drip Internal Mix Narrow Angle Round 70
- No Drip Internal Mix Wide Angle Round 70
- No Drip Internal Mix Flat Fan 70
- NEW** No Drip Internal Mix Deflected Flat Fan 70
- NEW** No Drip Internal Mix 360° Hollow Circular 70
- No Drip External Mix Round 70
- No Drip External Mix Narrow Angle Flat Fan 70
- No Drip External Mix Wide Angle Flat Fan 70
- No Drip Siphon Fed Round 70
- No Drip Siphon Fed Flat Fan 70

Safety Air Guns 72

- Chip Shields 73
- Precision Safety Air Guns 74
- NEW** Soft Grip Safety Air Guns 74
- NEW** Heavy Duty Safety Air Guns 76
- Super Blast Safety Air Guns 77

Static Eliminators 79

- Super Ion Air Knife 81
- Power Supplies 83
- Standard Ion Air Knife 87
- Ionizing Bars 89
- Super Ion Air Wipes 91
- Ion Air Cannon 93
- Ion Air Gun 95
- Ion Air Jet 97
- Stay Set Ion Air Jet 97
- Ionizing Point 99
- Static Meter, AC Sensor 100

E-Vac® Vacuum Generators ... 101

- How to Build an E-Vac System 102
- In-Line 105
- Adjustable 106
- Vacuum Cups 108

Air Operated Conveyors 112

- Line Vac 112
- Threaded Line Vac 118
- Heavy Duty Line Vac 120
- Light Duty Line Vac 122

Industrial Housekeeping 124

- Reversible Drum Vac 124
- NEW** High Lift Reversible Drum Vac 126
- Chip Trapper 128
- Chip Vac 130
- Heavy Duty Dry Vac 132
- NEW** Heavy Duty HEPA Vac 134
- Vac-u-Gun 136

Vortex Tubes & Spot Cooling . 138

- Vortex Tubes 138
- Adjustable Spot Cooler 146
- Mini Cooler 149

Cold Gun Aircoolant Systems . 150

Cabinet Cooler® Systems 154

- NEMA 12, 4 and 4X 156
- Electronic Temperature Control 159

Accessories 163

- Filters 163
- Regulators 164
- Silencing Mufflers 165
- Receiver Tank 166
- Valves, Swivels, Thermostats 167
- Magnetic Bases, Stay Sets, Hoses 168

Page 3 EXAIR Optimization
Minimize Compressed Air Use and Detect Wasteful Leaks

Page 11 Air Knives
Blowoff, Clean, Dry and Cool with Less Noise and Air Consumption

Page 29 Air Wipes
Blowoff, Dry, Clean and Cool Pipe, Cable, Extruded Shapes and Hose

Page 35 Air Amplifiers
Vent, Exhaust, Cool, Dry and Clean - with No Moving Parts

Page 43 Air Nozzles and Jets
Reduce Noise Levels and Air Costs on Blowoff Operations

Page 59 Atomizing Nozzles
All Stainless Steel Construction for Durability and Corrosion Resistance!

Page 72 Safety Air Guns
Safety Air Guns Use Engineered Air Nozzles for High Performance

Page 79 Static Eliminators
Eliminate Static Electricity, Dust and Shock Hazard

Page 101 E-Vac® Vacuum Generators
Vacuums for Lifting, Clamping, Mounting and Placement

Page 112 Air Operated Conveyors
Convey Parts, Materials and Waste - with No Moving Parts

Page 124 Industrial Housekeeping
Reliable Vacuums for Chip Removal, Liquid Transfer and Cleaning

Page 138 Vortex Tubes and Spot Cooling
Cold Air for Industrial Spot Cooling Problems

Page 150 Cold Gun Aircoolant Systems
Cool Machining Operations with Clean, Cold Air

Page 154 Cabinet Cooler® Systems
Cool and Purge NEMA 12, 4 and 4X Electrical Control Panels

Page 163 Accessories
Mufflers, Filters, Regulators, Valves, Swivel Fittings and More

Terms and Conditions (U.S. and Canada Only)

Terms: Net 30 days upon credit approval, Visa, MasterCard, Discover and American Express.



Cards

ICC (International Chamber of Commerce) INCOTERM 2010: EX WORKS (EXAIR Corporation, 11510 Goldcoast Dr., Cincinnati, Ohio 45249, USA.)

Delivery: All cataloged products are shipped from stock, via U.P.S. within 24 hours after receipt of order. Priority shipment is available upon request.

Ordering: Call 1-800-903-9247 or 513-671-3322 Worldwide
8:00 a.m. to 5:00 p.m. ET (Mon. - Fri.)
Fax toll free 1-866-329-3924 or
513-671-3363 Worldwide
E-mail: orders@exair.com
www.exair.com (secure web site)

Remit to address (payments only):

EXAIR Corporation
Location 00766
Cincinnati, Ohio 45264-0766

Tax: Sales and use tax, where applicable, are not included.

Technical Assistance: Please call our Application Engineering Department, 1-800-90-EXAIR (1-800-903-9247).

Warranty: 5 Year "Built To Last" Warranty against defects in workmanship and materials on all compressed air products*. Defective products must be returned freight prepaid for repair or replacement at our option. This warranty applies under conditions of normal use, but does not apply to defects that result from intentional damage, negligence, unreasonable use, wear or exposure.

Built to Last 5 Year WARRANTY

*5 Year Warranty applies to compressed air products only.

A 1 Year Warranty applies to all accessories and electrically powered products.

EXAIR's Unconditional Guarantee:

Extends to all U.S. and Canadian customers and includes invoiced U.P.S. Ground Service shipping charges. Products returned after the 30 day guarantee period are subject to a 15% restocking charge. Products must be returned freight prepaid.



11510 Goldcoast Dr.
Cincinnati, Ohio 45249-1621
Phone Number: (513) 671-3322
Fax Number: (513) 671-3363
E-mail: techhelp@exair.com
Web Site: www.exair.com



OSHA and CE Compliance: EXAIR compressed air products comply with OSHA's Safety Requirements, the EU General Product Safety Directive (2001/95/EC) and meet the noise limitation requirements of the EU Machinery Directive (2006/42/EC). EXAIR's Electronic Flow Control and Electronic Temperature Control meet the low voltage standards of the EU Low Voltage Directive (2006/95/EC). Some EXAIR products display the CE mark where there are applicable directives. All sound level measurements are taken at 3 feet away.

RoHS: Electrical portions of EXAIR's static eliminators, EFC, ETC, solenoid valves, and thermostats comply with the RoHS (Restriction of Hazardous Substances) Directive 2002/95/EC, including the amendment outlined in the European Commission decision L 214/65.

Reach: Per Regulation (EC) No 1907/2006 Title I, Article 3, paragraph 3, the European Union has recently enacted legislation to register chemicals and substances imported into the EU to ensure a high level of protection of human health and the environment.

Per Title II, Article 7, paragraph 1, articles (products) must be registered when a substance is intended to be released under normal or reasonably foreseeable conditions of use and it is present in those articles in quantities totaling over 1 metric ton per producer or importer per year. Registration of EXAIR products is not required since they do not contain substances that are intentionally released.

Conflict Mineral Free: Look for this symbol to designate conflict mineral free products throughout our catalog. EXAIR supports Section 1502 of the



Dodd-Frank Wall Street Reform and Consumer Protection Act and we are committed to compliance with the conflict minerals rule in order to curb the illicit trade of tin, tantalum, tungsten and gold in the DRC region. EXAIR is using the EICG-GeSI template to document our supply chain and commitment to conflict free products.

Copyright Restrictions: The content of the EXAIR Catalog, including all photos, graphics, drawings and arrangements are proprietary to EXAIR Corporation and are protected by the United States and international copyright and trademark laws. You are authorized to use the contents of the EXAIR Catalog for personal use or as it relates to your role as a current or prospective customer of EXAIR. The contents of this catalog may not be copied or modified for any type of publication or distribution without the prior written consent of EXAIR Corporation. The content of the EXAIR Catalog is the intellectual property solely of the EXAIR Corporation with no rights transferred to other parties. No part of this catalog may be reproduced for any commercial purposes without the express authorization in writing by the EXAIR Corporation.

Trademarks: "EXAIR", "Cabinet Cooler", "E-Vac", "Intelligent Compressed Air", and "Compressed Air Intelligence" are registered trademarks of the EXAIR Corporation. The EXAIR logo, product names, designs and descriptive phrases are trademarked by EXAIR Corporation. These trademarks may not be used without prior written permission of the EXAIR Corporation.

EFC, Digital Flowmeter, Digital Sound Level Meter, High Power Cold Gun, Super Air Knife, Standard Air Knife, Full-Flow Air Knife, Air Cannon, Super Air Amplifier, Adjustable Air Amplifier, Super Air Nozzle, Micro Air Nozzle, High Power Safety Air Nozzle, Stay Set Hose, Super Blast Safety Air Gun, Super Air Wipe, Standard Air Wipe, Super Ion Air Knife, Standard Ion Air Knife, Super Ion Air Wipe, Ion Air Cannon, Ion Air Gun, Ion Air Jet, Ionizing Point, Stay Set Ion Air Jet, Line Vac, Chip Vac, Heavy Duty Dry Vac, Heavy Duty HEPA Vac, Reversible Drum Vac, High Lift Reversible Drum Vac, Chip Trapper, Vac-u-Gun, Air Disk, Air Stik, Mini Cooler, Cold Gun Aircoolant System, and ETC are trademarks of EXAIR Corporation.



Intelligent Compressed Air® products are identified throughout this catalog that can help your plant save tens of thousands of dollars over the course of a single year. *The Best Practices for Compressed Air Systems* manual published by the Compressed Air Challenge® recommends products like the Super Air Knife™, Super Air Amplifier™, and the family of Super Air Nozzles™ for energy conservation. Many of the products shown offer unique ways to solve common industrial problems using compressed air. Compressed Air Challenge is a registered trademark of Compressed Air Challenge, Inc.



EXAIR has partnered with Energy Star, a voluntary program of the U.S. Department of Energy and the Environmental Protection Agency. Energy Star offers energy efficient solutions to help save money while protecting the environment for future generations. EXAIR has implemented improved energy management practices and technologies throughout our facility, including energy efficient lighting, HVAC systems, and electronic thermostats. EXAIR's participation in this program underscores our commitment to conserving energy.

EXAIR products are subject to ongoing development. Specifications are subject to change without notice.

Some products in this catalog are covered by U.S. Patent #5402938, #8153001 and #8268179 and others may be U.S. Patent Pending.

Copyright ©2014 EXAIR Corporation. All Rights Reserved.

Optimization

“Go Green” with Intelligent Compressed Air® Products!



It's a worldwide problem. Compressed air leaks and inefficient blowoffs can waste thousands of dollars of electricity per year, affecting your company's production costs and bottom line. For many plants, the leakage alone accounts for up to 30% of the total compressed air cost.

EXAIR can help your company “go green” with six easy to follow steps. It's as simple as finding the leaks, making the repairs, controlling the air use, and upgrading to efficient blowoffs. EXAIR's Intelligent Compressed Air® products can help you accomplish these steps so your compressed air system becomes more efficient, along with the benefit of drastically lowering your energy costs.

Six Steps To Optimizing Your Compressed Air System

- 1** Measure the air consumption to find sources that use a lot of compressed air.
- 2** Find and fix the leaks in your compressed air system.
- 3** Upgrade your blowoff, cooling and drying operations using engineered compressed air products.
- 4** Turn off the compressed air when it isn't in use.
- 5** Use intermediate storage of compressed air near the point of use.
- 6** Control the air pressure at the point of use to minimize air consumption.



EXAIR's **Digital Flowmeter™** accurately measures compressed air usage and monitors waste. Trends can be monitored to find excessive air use. Detects leaks at compressed air fittings when the machinery is off. Regular monitoring can detect leaks that develop as the machinery ages.

- Easy to install - No adjustments or calibrations needed
- Digital readout displays actual airflow through pipe

Page 9



EXAIR's **Ultrasonic Leak Detector** can help you identify costly leaks in your compressed air system. Leaks can account for 30% of total compressor output! In many cases, finding one small leak can quickly pay for the leak detector.

- Detects leaks up to 20' (6.1m) away
- Accurate in noisy industrial environments

Page 7



EXAIR's engineered **Super Air Nozzles™**, **Super Air Knives™**, and **Super Air Amplifiers™** dramatically reduce air consumption and noise. EXAIR's **Digital Sound Level Meter™** can identify and isolate the source of the noisy blowoffs.

- Low cost - replaces noisy blowers
- Improves blowoff performance and safety

Page 43



EXAIR's **EFC™** is an electronic flow control that minimizes compressed air use by turning off the compressed air when no part is present. For use on blowoff, drying, cooling, conveying and static elimination operations.

- Easy hook up; 100-240 VAC with eight function timer
- Photoelectric sensor withstands water and dust

Page 4



An EXAIR 60 gallon **Receiver Tank** can be installed at the point of high demand so there is an additional supply of compressed air available for a short duration. Meets ASME pressure vessel code.

- Eliminates fluctuations in pressure and volume
- Vertical, space saving design

Page 166



EXAIR **Pressure Regulators** permit easy selection of an operating pressure that will allow the air product to work properly without using excessive amounts of compressed air. Reducing the air pressure from 100 PSIG to 80 PSIG reduces energy use by almost 20%.

- Modular design pressure gauge
- Many sizes available

Page 164



EFC



EFC™

Electronic flow control minimizes compressed air use for blow off, drying, cooling, conveying and static elimination operations!

Dramatically reduces compressed air costs by turning off the air when no part is present!

What Is The EFC?

EXAIR's EFC™ is a user-friendly electronic flow control for compressed air that is designed to minimize compressed air use on blow off, drying, cooling, conveying and static elimination operations. The EFC combines a photoelectric sensor with a timing control that limits compressed air use by turning it off when no part is present. The timing control permits easy tuning to the application requirements while providing flexibility in sensing distance. The EFC also has eight programmable on and off modes.

Why The EFC?

For most companies, the air compressor uses more electricity than any other type of equipment. One simple operation that uses compressed air can easily waste thousands of those electricity dollars per year if not properly controlled. The EFC has been designed to improve efficiency by minimizing compressed air use and, as a result, reduce compressed air costs. It turns on the air only when a part is present and provides just enough air to complete a specific task or operation. The EFC has an easy electrical connection for voltages from 100 to 240VAC, 50/60Hz making it suitable for applications throughout the world. The compact photoelectric sensor has a sensitivity adjustment and detects objects up to 3' (1m) away. The sensor has superior immunity to noise and inductive loads that are common to industrial environments and installs easily in tight spaces with the supplied mounting bracket. The control system provides flexibility with numerous valve operating modes and timing delays. The polycarbonate enclosure is suitable for use in a wide range of applications including those located in wet environments.



Applications

- Auto body blowoff
- Package cleaning
- Part drying after wash
- Dust removal
- Scrap removal
- Filling operations
- Cooling hot parts
- Neutralizing static
- Cleaning molded parts

Advantages

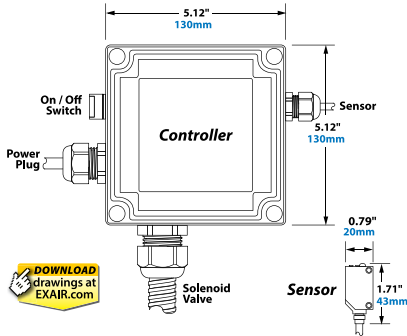
- Easy electrical hook-up; 100-240VAC, 50/60Hz
- NEMA 4/IP66 environments
- Compact sensor for mounting in tight spaces
- Eight function analog timer for on/off, pulsing and delay control
- Timer setting from 0.10 sec. to 120 hrs.
- Sensor withstands water and dust for accurate readings
- Sensor has superior immunity to noise and inductive loads
- Sensor has long distance sensing up to 3 feet (1m)



Photoelectric sensor withstands water and dust.

Electronic Flow Control

| Model # | Description |
|-------------|---|
| 9055 | EFC Electronic Flow Control, 40 SCFM (1,133 SLPM), solenoid valve, 1/4 NPT |
| 9056 | EFC Electronic Flow Control, 100 SCFM (2,832 SLPM), solenoid valve, 1/2 NPT |
| 9057 | EFC Electronic Flow Control, 200 SCFM (5,664 SLPM), solenoid valve, 3/4 NPT |
| 9064 | EFC Electronic Flow Control, 350 SCFM (9,911 SLPM), solenoid valve, 1 NPT |



The timing control unit and the photoelectric sensor are equipped with a 9' (2.74m) power cord. The timing control unit is housed in a polycarbonate NEMA 4 / IP66 water tight enclosure.

There are four models of the EFC. Each includes the timing control unit and photoelectric sensor with a choice of solenoid valve sizes of 40, 100, 200 and 350 SCFM (1,133, 2,832, 5,664 and 9,911 SLPM).

Specifications

| | |
|---------------------------------|-----------------------------------|
| Power Supply Input | 100-240VAC, 50/60Hz, 0.25 - 0.45A |
| Power Supply Output (To Sensor) | 24VDC at .65A |
| Sensor | 12-24VDC input, consumes 30mA |
| Sensing Range | Diffuse reflective to 3' (1m) |
| Enclosure Rating | NEMA 4 / IP66 |
| Temperature Rating | -13°F to 131°F (-25°C to 55°C) |
| RoHS Compliant | Yes |
| CE Compliant | Yes |

\$5,012.28 Annual Air Savings For Pre-Paint Bumper Cleaning

A manufacturer of car bumpers installed a 60" (1524mm) Super Ion Air Knife in the down draft cleaning area prior to their paint booth. The bumpers enter that area in the same orientation as they would when mounted to the automobile, moving at 10' (3m) per minute with a 12" (305mm) space between bumpers. The bumpers are under the blow off for 10 seconds. 6 seconds pass with no bumper in the ionized airflow. The operation runs around the clock with three shifts.

Old Method

EXAIR's 60" (1524mm) Super Ion Air Knife was supplied at 40 PSIG to clean the bumper.

At 40 PSIG, EXAIR's 60" (1524mm) Super Ion Air Knife consumes 102 SCFM (2,887 SLPM).

Non-stop blowing of 1,440 minutes (24 hours) per day x 102 SCFM = 146,880 SCF (4,156,704 SL) air usage per day.

EFC Solution

The EFC was installed to shut off the compressed air for the 6 seconds where no bumper was present - an on cycle reduction of 37.5%. 1,440 minutes x 37.5% = 540 minutes of off time per day

Cost Difference

Most large plants know their air cost. If the actual cost is unknown, \$0.25 per 1,000 SCF (28,329 SL) is reasonable.

Before the EFC installation:

146,880 SCF/1,000 = 146.88 x \$0.25 = \$36.72 air cost per day.

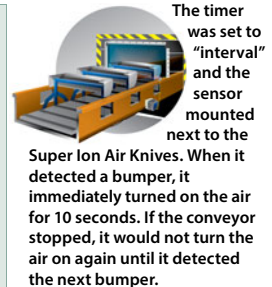
With EFC installed: 146,880 SCF x 62.5% on cycle = 91,800 SCF/1,000 = 91.8 x \$0.25 = \$22.95 air cost per day.

\$36.72 (old air cost) - \$22.95 (new air cost) =

\$13.77 savings per day x 7 days per week =

\$96.39 savings per week x 52 weeks per year =

\$5,012.28 savings per year.



\$3,393 Annual Air Savings On A Tank Blowoff Operation

A company that refurbishes large tanks runs the tanks through an oven on a conveyor line to burn off old paint. Only one tank at a time can be processed and each takes 6 minutes to complete the journey. Super Air Knives are used for blowoff at the exit of the oven.

However, the tank travels through the oven for 5 minutes before it reaches the knives for blowoff. At 80 PSIG, the four knives consume 348 SCFM. Once the tanks have been blown off, the conveyor stops, the air is shut off, and a new tank is loaded at the other end. The operation runs 30 tanks per day, 5 days a week.



The timer was set to "on/off delay". The sensor was mounted at the oven exit (1 minute away from the blowoff station). When the sensor detected a tank, the timer turned the air on for one minute, just as the next tank reached the blowoff station.

Old Method

It takes 6 minutes to complete the process.

6 minutes x 348 SCFM =

2,088 SCF (59,090 SL)

2,088 SCF x 30 tanks =

62,640 SCF (1,772,712 SL)

EFC Solution

The EFC was installed to shut off the compressed air for the 5 minutes where no tank was present (one minute of air on).

1 minute x 348 SCFM =

348 SCF x 30 tanks =

10,440 SCF (295,452 SL)

Cost Difference

Most large plants know their air cost. If the actual cost is unknown, \$0.25 per 1,000 SCF (28,329 SL) is reasonable.

Before the EFC installation:

62,640 SCF/1,000 = 62.64 x \$0.25 = \$15.66 air cost per day.

With the EFC installed:

10,440 SCF/1,000 = 10.44 x \$0.25 =

\$2.61 air cost per day.

\$15.66 (old air cost) - \$2.61 (new air cost) =

\$13.05 savings per day x 5 days per week =

\$65.25 savings per week x 52 weeks per year =

\$3,393 savings per year.



Digital Soud Level Meter



Digital Sound Level Meter™

Prevent worker-related hearing loss!

What Is The Digital Sound Level Meter?

EXAIR's Model 9104 Digital Sound Level Meter is an easy to use instrument that can measure and monitor the sound level pressure in a wide variety of industrial environments. The source of loud noises can be quickly identified and isolated so corrective measures can be taken to reduce or eliminate the problem. For compressed air noise, it is often as simple as replacing the existing inefficient blowoffs with EXAIR's engineered compressed air products such as the Super Air Knife, Super Air Amplifier or Super Air Nozzles. In many cases, the EXAIR products can reduce noise levels by 10 dBA which is perceived as cutting the sound volume in half.

Why The Digital Sound Level Meter?

Hearing loss induced by high noise in the workplace is a common problem. Exposure to high noise levels for an extended period of time can lead to permanent hearing loss for workers not wearing proper hearing protection. The Digital Sound Level Meter can help employers protect workers by monitoring noise levels so they don't exceed the limits shown in OSHA Standard 29 CFR – 1910.95(a). Failure to comply can result in hefty fines.

OSHA Maximum Allowable Noise Exposure

| Hours per day (constant noise) | 8 | 7 | 4 | 3 | 2 | 1 | 0.5 |
|--------------------------------|----|----|----|----|-----|-----|-----|
| Sound level dBA | 90 | 91 | 95 | 97 | 100 | 105 | 110 |

OSHA Standard 29 CFR - 1910.95 (a)

Accurate and responsive, the Digital Sound Level Meter measures the decibels of the sound and displays the reading on the large LCD display that has a backlight button for easier viewing. An "F/S" response time button provides a choice of slow response measurements for comparatively stable noise measurement or fast for varying noise. The "Max Hold" setting will measure the maximum noise level of sounds and updates continuously if a louder sound is detected. Certification of accuracy and calibration traceable to NIST (National Institute of Standards and Technology) is included.



The Sound Level Meter identifies a potential source of hearing loss.



Model 9104 Digital Sound Level Meter comes complete with removable wind screen, battery, and a protective case.

Advantages

- Measures sound level range from 35 dBA - 130 dBA (Low: 35 to 100; High: 65 to 130 dBA)
- Frequency range 31.5Hz - 8kHz
- A and C weightings (check compliance with safety regulations and acoustic analysis)
- Slow (1 sec) and fast (125ms) response settings to check peak and average noise levels
- Maximum hold feature to measure peak sound levels
- Accuracy is ± 1.5 dBA
- NIST Certification included
- Four digit LCD display in 0.1 dBA steps with backlight
- Battery life is 50 hours (typical) with low battery alert
- Automatic power off after 15 minutes of non-use
- Meets CE, ANSI and IEC Type 2 SLM standards
- Tripod mounting ideal for taking long term measurements (tripod not included)
- Removable windscreen for use in windy conditions to reduce misreads
- Includes protective carrying case, 9V battery, instruction manual, and removable windscreen





Ultrasonic Leak Detector

Locate costly leaks in your compressed air system!

What Is The Ultrasonic Leak Detector?

The Ultrasonic Leak Detector (ULD) is a hand-held, high quality instrument that can locate costly leaks in a compressed air system.


A person using the ULD need only aim it in the direction of a suspected leak. When a leak is present, an audible tone can be heard with the use of the headphones, and the LED display will light. Testing the various unions, pipes, valves and fittings of a complete installation can be done quickly and effectively at distances up to 20' (6.1m) away!

Why The Ultrasonic Leak Detector?

Plants that aren't maintained can easily waste **up to 30%** of the compressor output through leaks that go undetected. Compressing air is an expensive operation. Saving the wasted compressed air reduces overall operating costs. In large plants, the cost of a small air leak may be insignificant, but many small leaks when located and repaired can amount to huge energy savings.



What is Ultrasound?



Ultrasonic sound is a range of sound that is above human hearing capacity. Most people can hear frequencies from 20 Hz to 20 kHz. Sound from 20 kHz to 100 kHz can not be heard and is called "ultrasonic". The Model 9061 Ultrasonic Leak Detector converts ultrasonic sound emissions to a range that is audible to people. (The sound generated by the ULD is 32 times lower in frequency than the sound that is received.)



LED indicators on the Ultrasonic Leak Detector show the exact source of the leak or problem.

Advantages

- Detects any pressurized air leak up to 20 feet (6.1m) away
- Converts ultrasound to an audible frequency
- LED display confirms the leak location
- Detects leaks in noisy industrial environments
- Sensitivity controls provide accurate detection
- Not affected by contaminants or windy conditions
- Includes accessories to detect leaks in hard to reach areas
- Rugged carrying case
- Meets ASTM standards

Applications

- Locates leaks in air, steam and non-flammable gas systems including pipes, fittings, valves, cylinders and pressure vessels
- Finds the source of bearing and gear wear
- Locates arcing in an electrical system
- Detects refrigeration and air conditioning system leaks
- Locates leaks in brake systems, tubes, tires and radiators
- Senses cracks in moving rubber v-belts
- Detects leaks in vacuum systems
- Checks condition of engine seals

Ultrasonic Leak Detector

In a plant where loud noise levels exist, it is very difficult to locate leaks by merely listening for them. Most plant noises are in the normal audible range of human hearing, while air escaping from a small orifice is ultrasonic. The ULD can be adjusted to filter out background noise using the three sensitivity settings of X1, X10 and X100 along with an “on/off” thumb wheel for fine sensitivity adjustment. The parabola or tubular extension (*shown below*) can also be attached to the ULD to mask out intense background noise. The ULD detects only the ultrasonic sounds that are generated.



Ultrasound is directional in transmission and is loudest at the source. Turbulence created by the air forced through a small orifice generates ultrasonic sound. This emitted sound is called “white noise” and occurs when the air moves from a high pressure area such as a pipe or vessel and escapes to a low pressure area such as the room. The Ultrasonic Leak Detector converts the turbulent flow to a frequency that can be heard using the headphones. As the ULD moves closer to the leak, more LEDs on the display light to confirm the source of the leak.



The Model 9061 Ultrasonic Leak Detector quickly pinpoints a costly leak in a noisy industrial environment.

In some cases, the suspected leak is in a hot area and/or close to moving parts. The tubular extension and parabola make it possible to probe these difficult locations from a distance to isolate the leak.



The Model 9061 Ultrasonic Leak Detector comes complete with a hard-shell plastic case, headphones, parabola, tubular adaptor, tubular extension and 9 volt battery.

Find One Leak - Pay For Your Ultrasonic Leak Detector

Consider one small leak that is equivalent to a 1/16" diameter hole. At 80 PSIG, it consumes 3.8 SCFM or 108 SLPM.

Most large plants know their air cost. If you don't know your actual cost per 1,000 SCF, a reasonable average is \$0.25 per 1,000 SCF (28,329 SL).

Dollars consumed per hour = SCFM consumed x 60 minutes x cost/1,000 SCF
 = 3.8 x 60 x \$0.25/1,000
 = \$0.06 per hour
 = \$1.44 per 24 hour period
 = \$10.08 per week
 = \$524.16 per year

ORDER ONLINE
at EXAIR.com



Digital Flowmeter™

Monitor compressed air usage and waste!

What Is The Digital Flowmeter?

EXAIR's Digital Flowmeter is the easy way to monitor compressed air consumption and waste! The digital display shows the exact amount of compressed air being used, making it easy to identify costly leaks or inefficient air products. Many companies install the Digital Flowmeter on each major leg of their air distribution system to constantly monitor and benchmark compressed air usage.

Why The Digital Flowmeter?

The Digital Flowmeter has an LED display that directly indicates the SCFM or m³/hr volume of airflow through that pipe (other flowmeters require the reading to be multiplied by a specific conversion factor to be accurate). Models from 1/2" to 4" iron pipe are in stock. Each Digital Flowmeter is calibrated for the pipe size to which it is mounted.

The Digital Flowmeter is designed for permanent or temporary mounting to the pipe. It requires the user to drill one or two small holes through the pipe using the included drill bit and locating fixture. The two flow sensing probes of the flowmeter are inserted in these holes. The unit seals to the pipe once the two clamps are tightened. No cutting, welding, adjustments or calibration are ever required. If the unit needs to be removed, blocking rings are available.

What is the Summing Remote Display?

EXAIR's Summing Remote Display for the Digital Flowmeter has a four digit LED display that makes it easy to monitor compressed air consumption from a convenient location. With the push of a button, the display cycles to show the current air consumption, usage for the previous 24 hours, and total cumulative usage. It is pre-wired with 50' (15.2m) of cable and is powered by the Digital Flowmeter. Mounting hardware is included.

What is the USB Data Logger?

EXAIR's award-winning USB Data Logger Model 9147 connects directly to your Digital Flowmeter and is simple to use. Download the software software to configure the Data Logger to record your flow rate from once a second (about nine hours of data) up to once every 12 hours (over 2 years!).

When the Data Logger is removed from the Digital Flowmeter and plugged into a computer, the data can be viewed in the software or exported directly into Microsoft Excel®. The Data Logger is available pre-installed on the Digital Flowmeter.



Advantages

- Easy to install - No moving parts
- Summing Remote Display and Data Logger available
- Sensitive at low flows
- No calibration or setup required
- Includes all components for installation
- Models from 1/2" to 4" Schedule 40 iron pipe in stock
- Models are available for sizes 1/2" to 6" in iron pipe
- Models are available for sizes 3/4 to 4" in copper pipe



Summing Remote Display



USB Data Logger for the Digital Flowmeter

Digital Flowmeter

Digital Flowmeter

| Model # | Pipe Size | Range |
|--------------------|-------------------------------------|---------------|
| 9090 | ½" (Schedule 40 iron) | 1-90 SCFM |
| 9090-M3 | ½" (Schedule 40 iron) | 2-153 m³/hr |
| 9090-DAT | ½" (Schedule 40 iron) | 1-90 SCFM |
| 9090-M3-DAT | ½" (Schedule 40 iron) | 2-153 m³/hr |
| 9091 | ¾" (Schedule 40 iron) | 1-120 SCFM |
| 9091-M3 | ¾" (Schedule 40 iron) | 2-204 m³/hr |
| 9091-DAT | ¾" (Schedule 40 iron) | 1-120 SCFM |
| 9091-M3-DAT | ¾" (Schedule 40 iron) | 2-204 m³/hr |
| 9092 | 1" (Schedule 40 iron) | 1-160 SCFM |
| 9092-M3 | 1" (Schedule 40 iron) | 2-272 m³/hr |
| 9092-DAT | 1" (Schedule 40 iron) | 1-160 SCFM |
| 9092-M3-DAT | 1" (Schedule 40 iron) | 2-272 m³/hr |
| 9094 | 1 ½" (Schedule 40 iron) | 2-200 SCFM |
| 9094-M3 | 1 ½" (Schedule 40 iron) | 3-340 m³/hr |
| 9094-DAT | 1 ½" (Schedule 40 iron) | 2-200 SCFM |
| 9094-M3-DAT | 1 ½" (Schedule 40 iron) | 3-340 m³/hr |
| 9095 | 2" (Schedule 40 iron) | 3-350 SCFM |
| 9095-M3 | 2" (Schedule 40 iron) | 5-595 m³/hr |
| 9095-DAT | 2" (Schedule 40 iron) | 3-350 SCFM |
| 9095-M3-DAT | 2" (Schedule 40 iron) | 5-595 m³/hr |
| 9096 | 2 ½" (Schedule 40 iron) | 5-500 SCFM |
| 9096-M3 | 2 ½" (Schedule 40 iron) | 8-850 m³/hr |
| 9096-DAT | 2 ½" (Schedule 40 iron) | 5-500 SCFM |
| 9096-M3-DAT | 2 ½" (Schedule 40 iron) | 8-850 m³/hr |
| 9097 | 3" (Schedule 40 iron) | 12-1200 SCFM |
| 9097-M3 | 3" (Schedule 40 iron) | 20-2039 m³/hr |
| 9097-DAT | 3" (Schedule 40 iron) | 12-1200 SCFM |
| 9097-M3-DAT | 3" (Schedule 40 iron) | 20-2039 m³/hr |
| 9098 | 4" (Schedule 40 iron) | 20-2000 SCFM |
| 9098-M3 | 4" (Schedule 40 iron) | 34-3398 m³/hr |
| 9098-DAT | 4" (Schedule 40 iron) | 20-2000 SCFM |
| 9098-M3-DAT | 4" (Schedule 40 iron) | 34-3398 m³/hr |
| 901327 | Block-Off Rings for 9090 or 9090-M3 | |
| 901328 | Block-Off Rings for 9091 or 9091-M3 | |
| 901329 | Block-Off Rings for 9092 or 9092-M3 | |
| 901331 | Block-Off Rings for 9094 or 9094-M3 | |
| 901332 | Block-Off Rings for 9095 or 9095-M3 | |
| 901333 | Block-Off Rings for 9096 or 9096-M3 | |
| 901334 | Block-Off Rings for 9097 or 9097-M3 | |
| 901335 | Block-Off Rings for 9098 or 9098-M3 | |

Note: DAT models have the Data Logger installed.

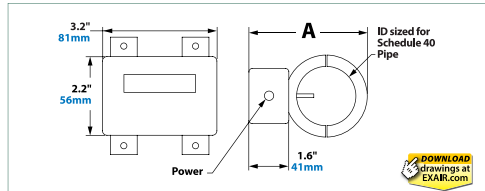
Summing Remote Display

| Model # | Description |
|----------------|----------------------------|
| 9150 | LED Readout displays SCFM |
| 9150-M3 | LED Readout displays m³/hr |

USB Data Logger

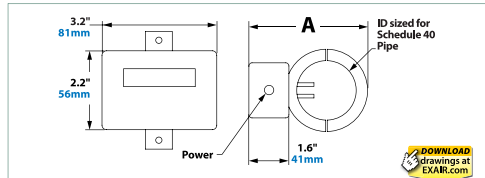
| Model # | Description |
|-------------|---------------------------------------|
| 9147 | USB Data Logger for Digital Flowmeter |

Dimensions



[DOWNLOAD Drawings at EXAIR.com](#)

| Series | Pipe Size | A | |
|--------|-----------|------|-----|
| | | in | mm |
| 9090 | 1/2" | 3.00 | 76 |
| 9091 | 3/4" | 3.25 | 83 |
| 9092 | 1" | 3.63 | 92 |
| 9094 | 1 ½" | 4.38 | 111 |
| 9095 | 2" | 4.88 | 124 |



[DOWNLOAD Drawings at EXAIR.com](#)

| Series | Pipe Size | A | |
|--------|-----------|------|-----|
| | | in | mm |
| 9096 | 2 ½" | 5.75 | 146 |
| 9097 | 3" | 6.38 | 162 |
| 9098 | 4" | 7.38 | 187 |



Each Digital Flowmeter includes an 18 VDC power supply, 3/16" drill bit, and hole locating fixture.

Specifications for Digital Flowmeter

| | |
|--------------------|---|
| Accuracy | 5% of reading, plus 1% of full scale for air temperatures between 40° to 120°F (4° to 49°C) |
| Operating Pressure | 30 to 140 PSIG for best accuracy - 200 PSIG max. |
| Input Power | 250 mA at 18 VDC / Power Adapter 120VAC |
| Wetted Materials | Stainless steel, gold, thermal epoxy and Viton (seal) |
| Ring Material | Aluminum |
| Display | Four-digit LED display |
| Compliance | CE and RoHS |

Note: For use with compressed air and nitrogen only.



EXAIR's Summing Remote Display for the Digital Flowmeter.