



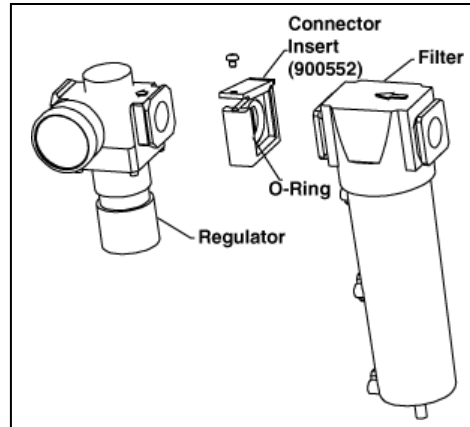


MODEL 900394 AND 900552 COUPLING KITS INSTALLATION AND MAINTENANCE

| Assemble and Disassemble Units Quickly and Easily | | | |
|---|---|--|--|
|  |  |  |  |
| 1. Grease o-ring and insert into connector block | 2. Slide one side of unit into connector block | 3. Slide other unit into connector block | 4. Lock up the insert plate and simply repeat this process for linking up additional product. |
| | | | Note: Model 900394 has 2 screws to screw in. Model 900552 has 1 screw and a hinged insert plate. |
| To Change Units On-Line Without Disturbing Piping | | | |
| Simply unscrew lock plates and slide unit out. Reverse the procedure to install. | | | |

The exploded view drawing illustrates the engineering uniqueness of the modular system. Components shown can be ordered as a total system, or as individual items.



| Kit Description | Kit Number | Filters and Pressure Regulators | Contents |
|------------------------------|------------|--|---|
| Modular Connector Insert Kit | 900394 | Fits auto drain filters and regulators with 1/4 NPT, 3/8 NPT and 1/2 NPT threads | Modular insert, cover plate assembly, (2) O-Rings |
| Modular Connector Insert Kit | 900552 | Fits filters and regulators with 3/4 NPT threads | Modular insert, hinged cover plate assembly, (1) O-Ring |

For replacement or repair filter and regulator parts, contact EXAIR at 1-800-903-9247 or techhelp@exair.com. Call (513) 671-3322 for outside the US and Canada.

If you have any questions or problems, please contact an EXAIR Application Engineer at:
 Toll Free: 1-800-903-9247 (U.S. & Canada)
 Telephone: 513 671-3322 outside of U.S. & Canada
 Toll Free Fax: 866-329-3924 (U.S. & Canada)
 FAX: 513 671-3363 outside of U.S. & Canada
 E-mail: techhelp@exair.com
 Website: www.exair.com